



LOGISTICSNET
BERLIN-BRANDENBURG



Investor Guide

LogisticsNet Berlin-Brandenburg



Berlin-Brandenburg: The logistical center of Europe



LogisticsNet Berlin-Brandenburg



Berlin

Brandenburg

Capital of the Federal Republic of Germany

Capital: Potsdam

Area: 900 km²

Area: 29,500 km²

of which 36.5 % is forest

approx. 3.4 million inhabitants

approx. 2.5 million inhabitants



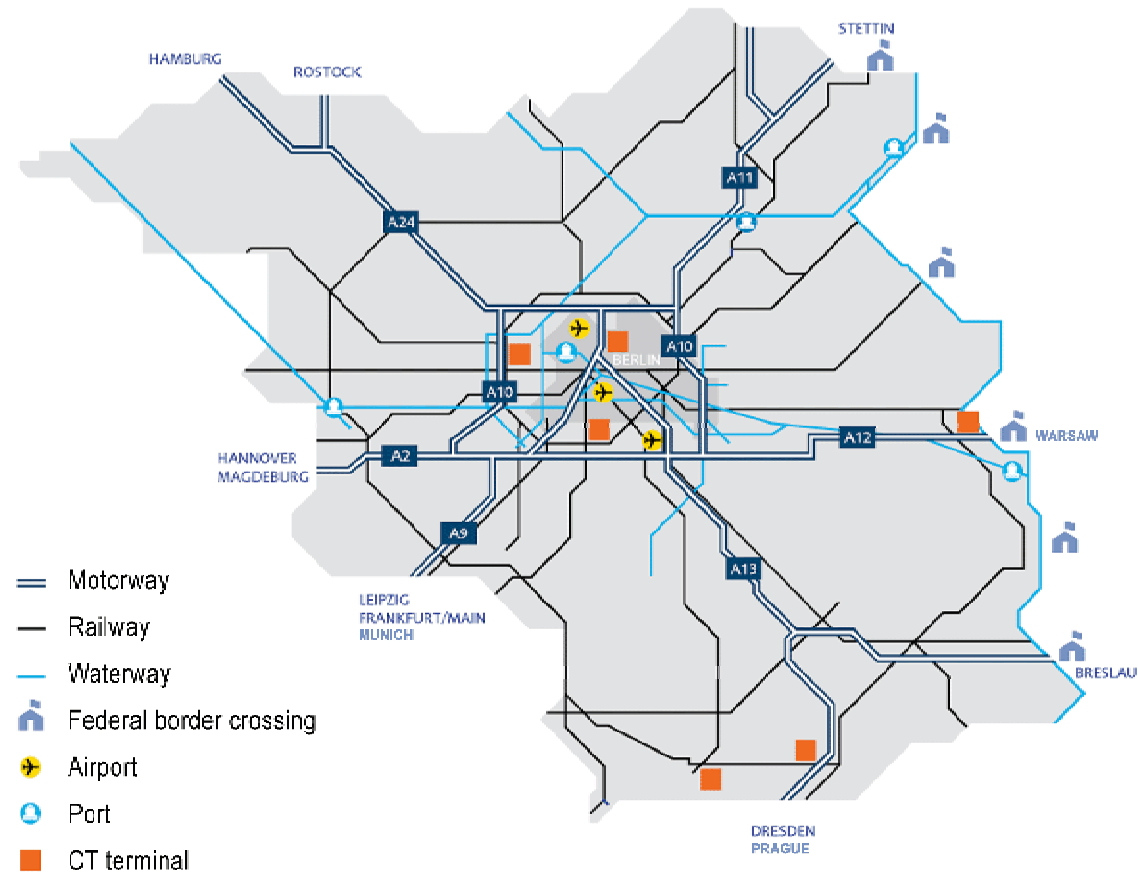
Encompasses Berlin and borders
Poland to the east

LogisticsNet Berlin-Brandenburg



Modern transport infrastructures

- Excellent connections by road, rail, water and air
- 12 motorways covering a distance of 790 km, newly upgraded
- Three international airports, expansion of Schönefeld Airport to Berlin Brandenburg International by 2011
- 1485 km main railway lines, completely modernised
- 900 km federal waterways, last bottlenecks removed by 2008



LogisticsNet Berlin-Brandenburg

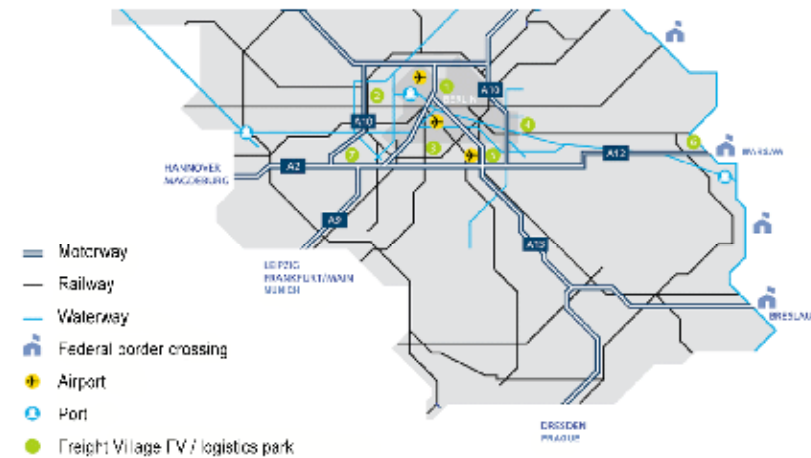
Freight Villages



- FV Berlin-West Wustermark
- FV Berlin-South Grossbeeren
- FV Berlin-East Freienbrink
- City-FV Berlin-Westhafen
- Euro Transport & Trade Center Frankfurt (Oder)



FV Berlin-South Grossbeeren



LogisticsNet Berlin-Brandenburg

Leading companies in the capital city region



Automotive



DAIMLER



Aerotechnics



Chemical/Pharmaceutical



Electrical



B/S/H/



Rail



BOMBARDIER



Food and drink



...

LogisticsNet Berlin-Brandenburg

Leading logistics companies in the capital city region

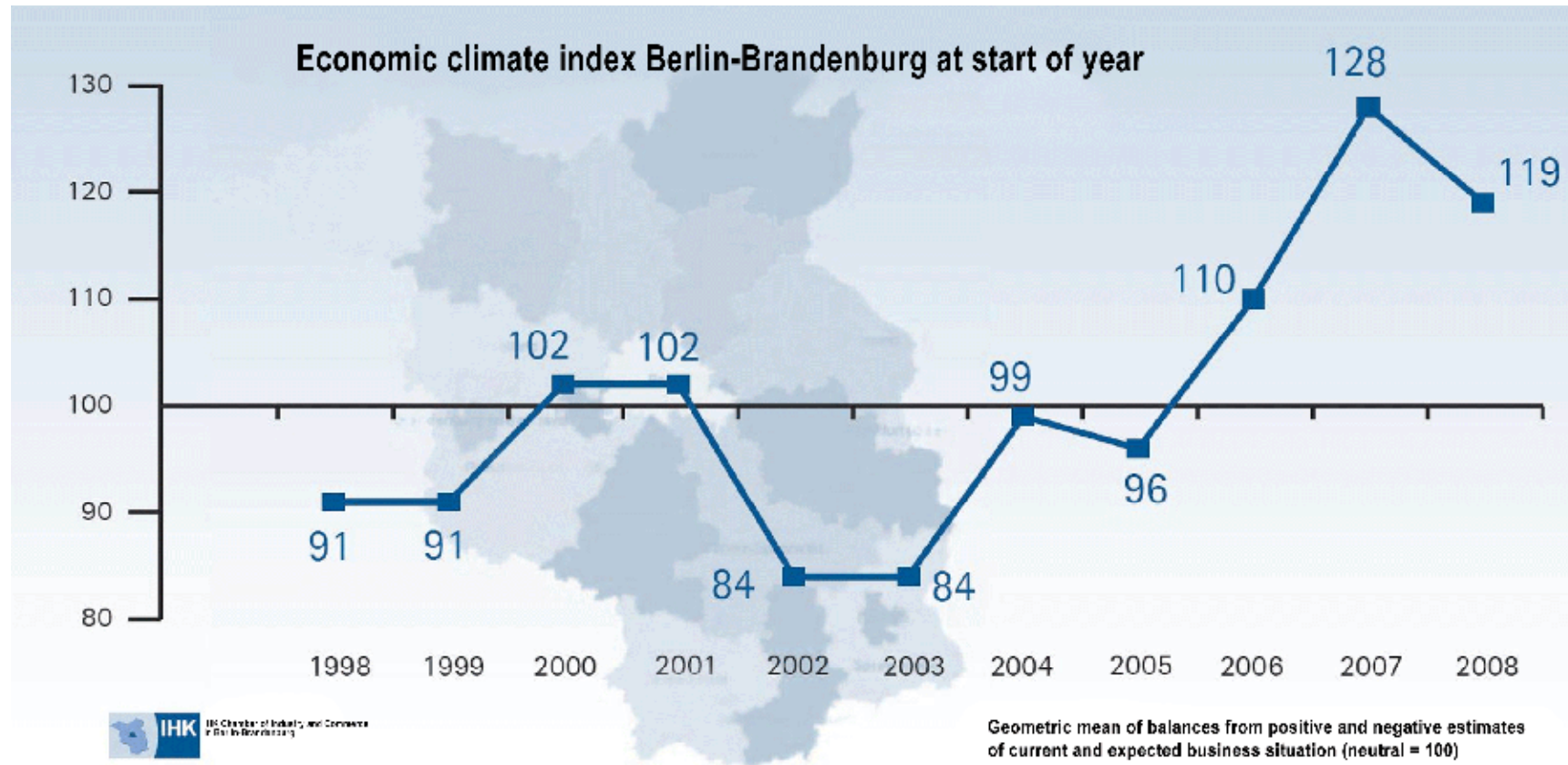


Nine of Germany's biggest logistics service providers are represented by offices in the capital city region:



LogisticsNet Berlin-Brandenburg

Good economic prospects





1. Choose legal structure

- **Corporation** (example: AG [stock corporation], GmbH [closed corporation])
- **Unincorporated firm** (example: GbR [non-trading partnership], OHG [partnership], KG [limited partnership])
- **Individual business**

2. Taxes

- **Corporate tax**
 - Corporations such as stock (AG) and closed (GmbH) corporations are subject to corporate tax. Corporate tax amounts to 25 % of profits (retained and distributed).
- **Solidarity surcharge**
 - The solidarity surcharge amounts to 5.5 % of income tax liability.
- **Trade tax**
 - Every business establishment is subject to trade tax. This is a municipal tax and differs according to each local authority's municipal rates.



3. Registrations

- with the trade registry (registration of business)
- with the local tax office (for the issue of a tax number)
- with the Chamber of Industry and Commerce (IHK), if a business is being operated **or** with the Chamber of Handicrafts (HWK), if a craft is being practised.
- with the health insurance scheme (registration of employees subject to social insurance contributions)
- with the employment agency (for the issue of a company number)

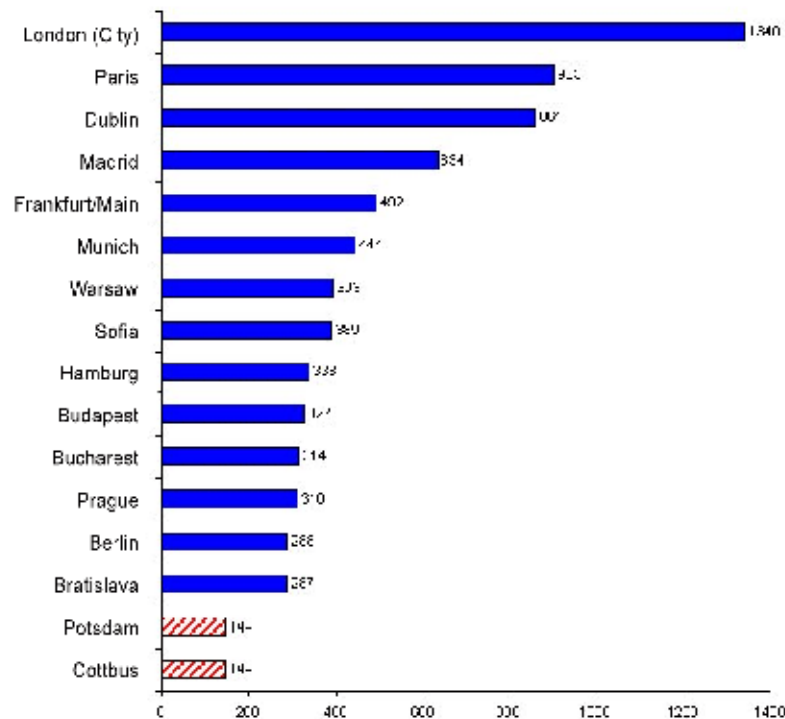
If you would like to know more, just ask us!

LogisticsNet Berlin-Brandenburg



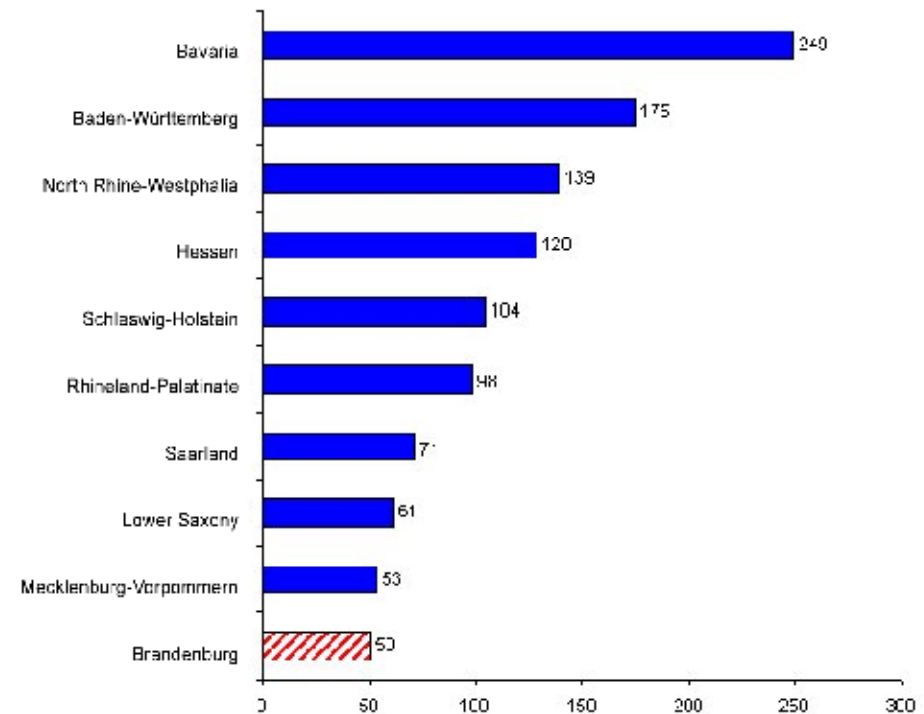
Cost and sales benefits of the Berlin-Brandenburg region (I)

Comparison of average annual rents for offices in central locations [€/m²] (as of May 2007, Potsdam June 2006, Cottbus 2005)



Sources: CB Richard Ellis, 2007; state capital of Potsdam, 2006; TLG, 2006

Cost of land ready for building in selected federal states [€/m²] (as of 2006)

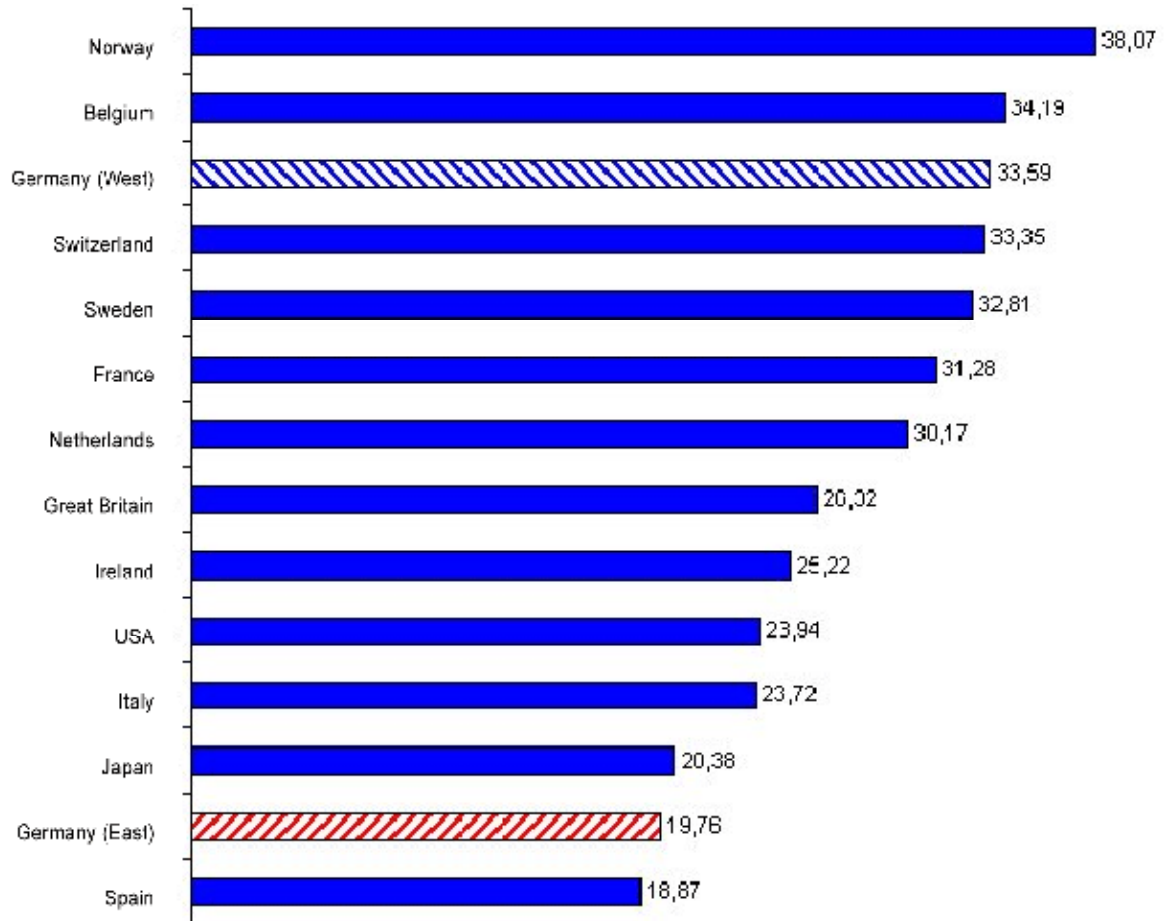


Source: ifs, 2007



Cost and sales benefits of the Berlin-Brandenburg region (II)

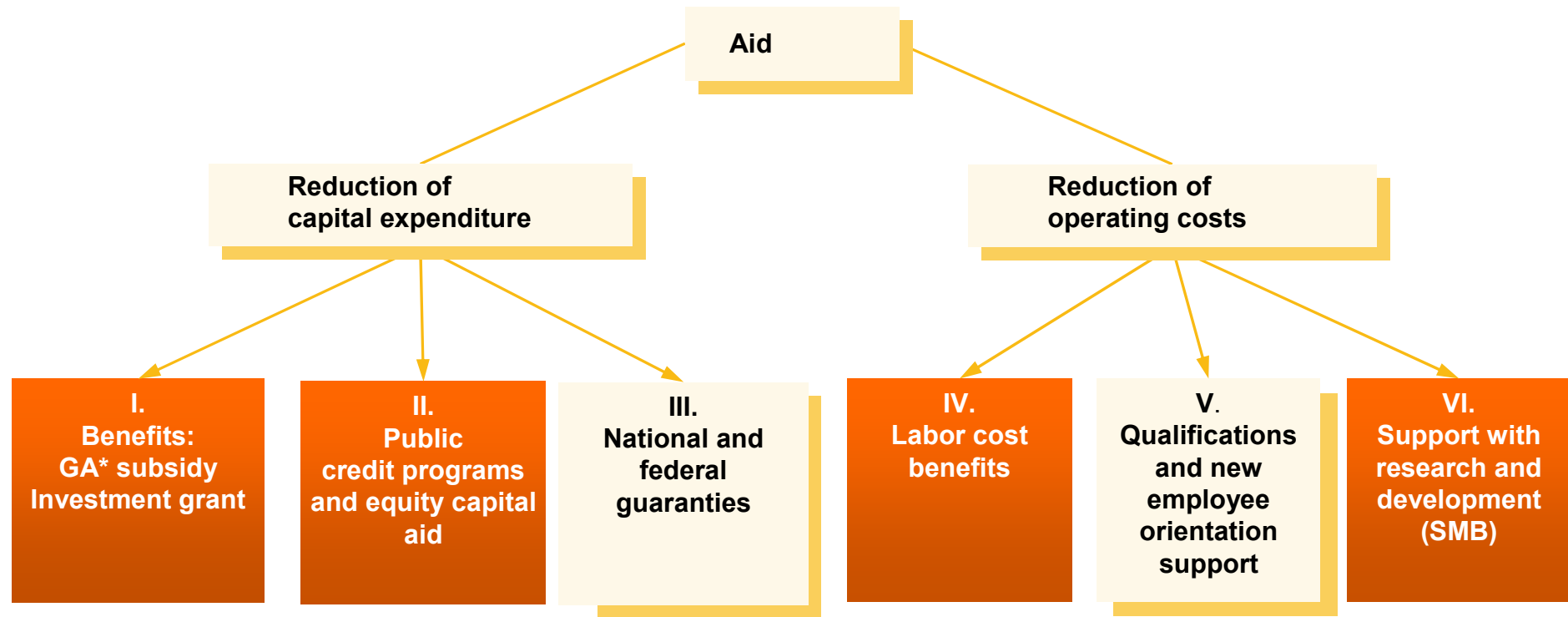
Average labor costs in the manufacturing sector in selected OECD countries [€/hr], 2006



Source: Institut der Deutschen Wirtschaft [German Business Institute], 2006



Brandenburg – offers highly attractive investment incentives



*GA: Joint Agreement for the Improvement of Regional Economic Structures (industrial economy)

 = most essential aid programme

LogisticsNet Berlin-Brandenburg

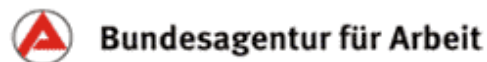
Investment aid and services provided by partners for business development and labor market policy



The Brandenburg service package combines competencies in business development and labor market policy to provide support in all stages of personnel planning within the framework of an investment project.

- Personnel planning
- Recruitment of specialized staff
- Pre-employment training
- New employee orientation
- Staff development

The Brandenburg service package is jointly produced by the partners



Bundesagentur für Arbeit



LASA: Federal Agency for Structure and Work

LogisticsNet Berlin-Brandenburg



28 universities and colleges in the capital city region

Concentration of research in selected regions/federal states 2005
(academic institutions per 1 mill. inhabitants)



Source: BMBF, Federal Research Report

LogisticsNet Berlin-Brandenburg



19,000 college graduates p. a.

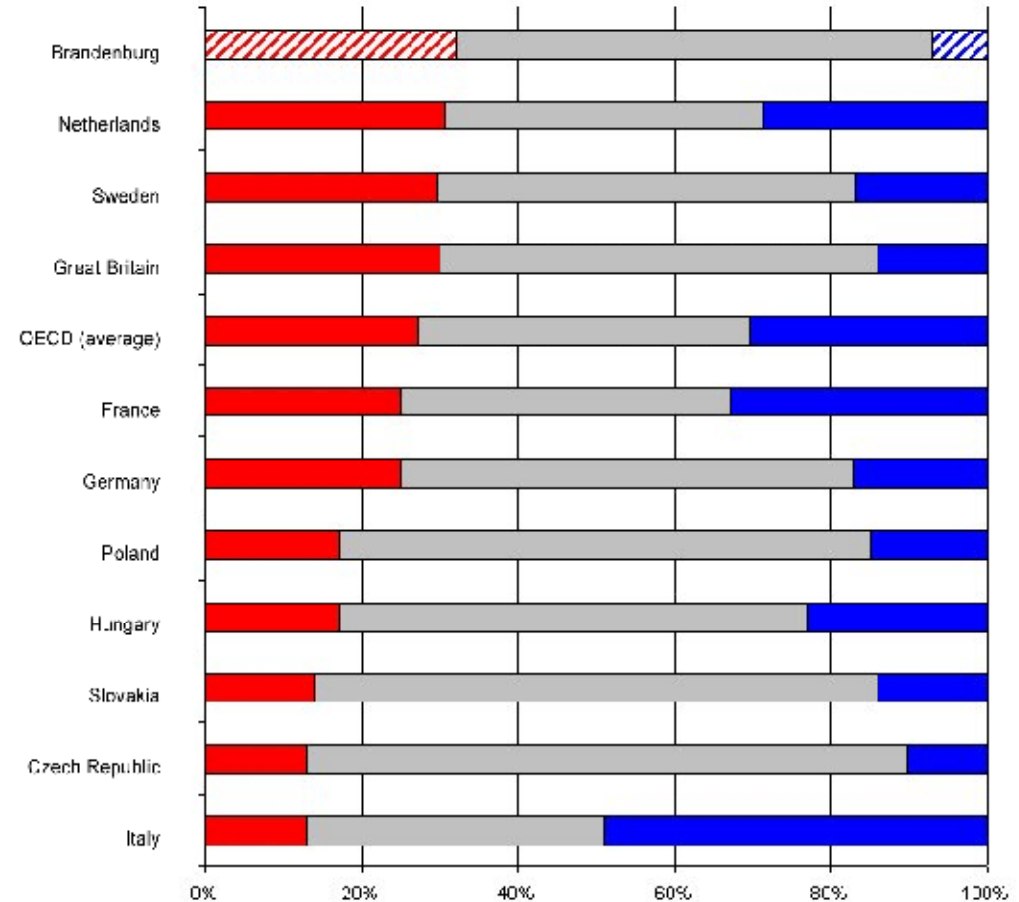
Brandenburg has above-average levels of human resources, thus offering businesses highly qualified specialized staff*

Qualifications of the working population (25 - 64 years old) according to educational attainment in % (as of: 2005)

Tertiary sector

Secondary sector II and post-secondary non-tertiary sector


Secondary sector I or below



* Location Brandenburg ZAB, 5th edition January 2008 / Sources: OECD, 2007; Federal Statistical Offices, 2007

LogisticsNet Berlin-Brandenburg

Cultural and leisure facilities in Berlin-Brandenburg (I)



LogisticsNet Berlin-Brandenburg

Cultural and leisure facilities in Berlin-Brandenburg (II)



LogisticsNet Berlin-Brandenburg



Contact

Are you prepared for the Logistics Network Berlin-Brandenburg e.V. and the location Berlin-Brandenburg?

- Contact details:
Phone +49/331/27504-47
Fax +49/331/27504-41
eMail office@logistiknetz-bb.de
- Office:
Grosse Weinmeisterstr. 9
14469 Potsdam
- Chairman:
Prof. Dr.-Ing. Herbert Sonntag

www.logistiknetz-bb.de

